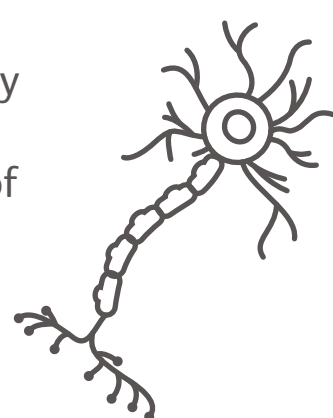


Multiple Sclerosis

What is Multiple Sclerosis?

Multiple sclerosis (MS) is a disease in which the immune system attacks the protective myelin sheath (a white fatty substance) that covers the nerves.¹ The myelin damage disrupts communication between the brain and the rest of the body.² Ultimately, the nerves themselves may deteriorate — a process that's currently irreversible.³

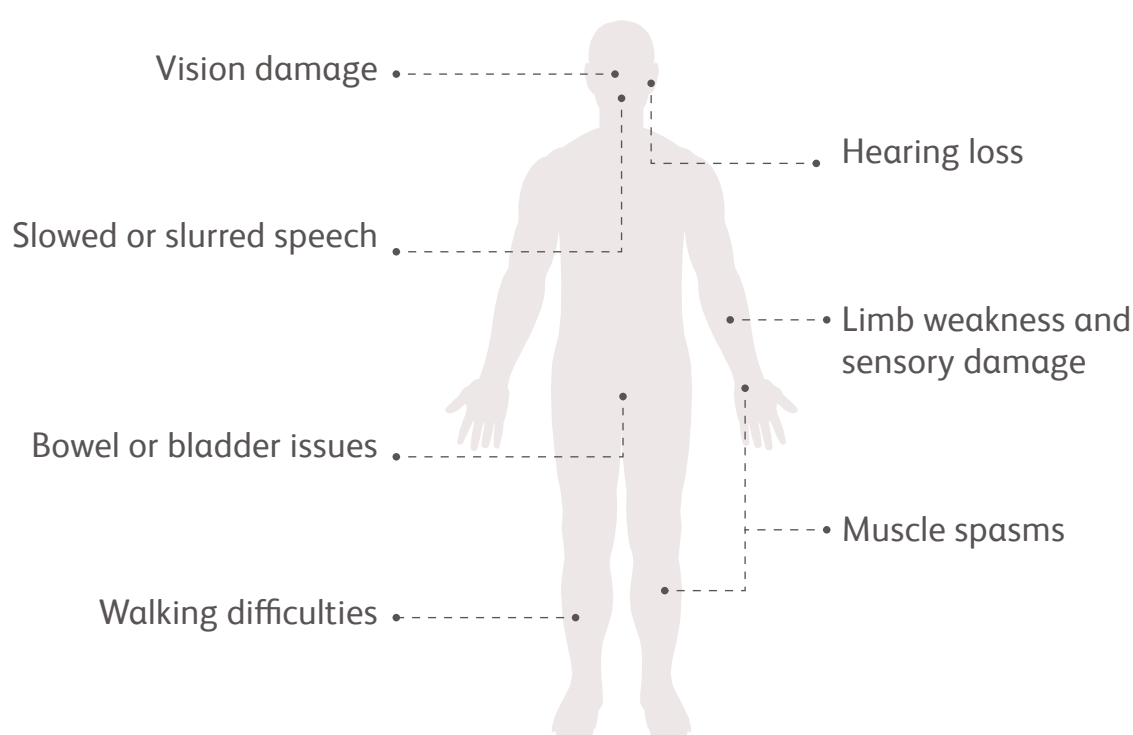


The three most common types of MS include:

- Relapsing Remitting MS (RRMS)** This is the most common type of MS, **affecting 85% of newly diagnosed patients with MS**. Those with RRMS experience periods of symptoms, or 'attacks' followed by partial or complete recovery.⁴
- Secondary Progressive MS (SPMS)** Patients with SPMS experience a steady worsening of MS symptoms over time. Periods of remission usually seen in RRMS may no longer occur in patients with SPMS. **Approximately 50% of patients diagnosed with RRMS transition to SPMS within 10 years – and 90% transition within 25 years.**⁵
- Primary Progressive MS (PPMS)** Affects approximately **15% of patients newly diagnosed with MS**. In PPMS, symptoms **steadily worsen from the outset, with no periods of remission.**⁶

Symptoms

The most common symptoms of MS include:⁷



Additionally, **65%** of patients with MS have some form of cognitive challenges, which may worsen with relapses but improve during remission.⁸

Prevalence

MS affects approximately **2.5 million people worldwide** and is most common in North America, Europe and Australia.^{9,10}

MS can impact individuals at any age, but it is typically diagnosed in patients in early adulthood, **around 30 years old.**⁹

MS is at least **three times more common** in women than in men.¹¹


The cause of MS is unknown, but many factors are said to contribute, including genetics and environmental factors.⁷

Diagnosis & Treatment

Early diagnosis and treatment are important in helping preserve physical and cognitive function in people living with MS.^{12,13}

Tests for MS may include:¹³

- Blood tests
- Spinal tap (lumbar puncture)
- Magnetic resonance imaging (MRI)
- Evoked potential tests (tests that measure the time it takes for the brain to respond to sensory stimulation either through sight, sound or touch)



Today, multiple sclerosis (MS) is not a curable disease. Effective strategies and treatments can help modify or slow the disease course, treat relapses (also called attacks or exacerbations), manage symptoms, improve function and safety and address emotional health.¹⁴

Bristol Myers Squibb is committed to identifying and pursuing new treatment options and innovative development approaches to help deliver transformational medicines for patients with multiple sclerosis and other immune-mediated diseases.



1. National Multiple Sclerosis Society, Definition of MS. www.nationalmssociety.org/What-is-MS/Definition-of-MS. Accessed 3 April 2020.
 2. National Multiple Sclerosis Society, What is Myelin? <https://www.nationalmssociety.org/What-is-MS/Definition-of-MS/Myelin>. Accessed 3 April 2020.
 3. National Multiple Sclerosis Society, What Causes MS? <https://www.nationalmssociety.org/What-is-MS/What-Causes-MS>. Accessed 3 April 2020.
 4. National Multiple Sclerosis Society, Relapsing Remitting MS (RRMS). Available at: <https://www.nationalmssociety.org/What-is-MS/Types-of-MS/Relapsing-remitting-MS>. Accessed 04 July 2019.
 5. Gross, H. Characteristics, burden of illness, and physical functioning of patients with relapsing-remitting and secondary progressive multiple sclerosis: a cross-sectional US survey. *Neuropsychiatr Dis Treat.* 2017; 13: 1349-1357.
 6. National Multiple Sclerosis Society, Primary progressive MS (PPMS). Available at: <https://www.nationalmssociety.org/What-is-MS/Types-of-MS/Primary-progressive-MS>. Accessed 04 July 2019.
 7. Multiple Sclerosis: MedlinePlus Medical Encyclopedia. U.S. National Library of Medicine. <https://medlineplus.gov/ency/article/000737.htm>. Accessed May 03, 2016.
 8. Cognitive Impairment in Multiple Sclerosis: A Forgotten Disability Remembered. *Cerebrum*. <http://www.ncbi.nlm.nih.gov/pmc/articles/PMC3574761/>. Accessed July 13, 2016.
 9. Atlas of MS 2013. Multiple Sclerosis International Federation. <https://www.msif.org/wp-content/uploads/2014/09/Atlas-of-MS.pdf>. Accessed June 29, 2016.
 10. Wallin, M et al. Global, regional, and national burden of multiple sclerosis 1990–2016: a systematic analysis for the Global Burden of Disease Study 2016. *The Lancet Neurology.* 2019 Jan; 18(3): 269-285. Accessed April 4, 2020.
 11. National Multiple Sclerosis Society, Who Gets MS? <https://www.nationalmssociety.org/What-is-MS/Who-Gets-MS>. Available at: Accessed 1 May 2020.
 12. Reviewing the Unmet Needs of Patients with Multiple Sclerosis. *Am Health Drug Benefits*. <http://www.ncbi.nlm.nih.gov/pmc/articles/PMC4684633/>. Accessed June 29, 2016.
 13. Waubant, E. Improving Outcomes in Multiple Sclerosis Through Early Diagnosis and Effective Management. *Prim Care Companion CNS Disord.* 2012; 14(5).
 14. National Multiple Sclerosis Society, Comprehensive Care. <https://www.nationalmssociety.org/Treating-MS/Comprehensive-Care>. Available at: Accessed 1 May 2020.